

Protecting Patients with Accuracy



Ecolab® Hand Hygiene Program


Compliance Monitoring System



Hand hygiene is the first defense against healthcare-associated infections (HAIs), yet studies show healthcare workers are less than **40%** compliant.¹

We're changing all of that by providing a new electronic solution for measuring hand hygiene compliance.

The **Compliance Monitoring System** helps your hospital accurately monitor hand hygiene to encourage positive change. As handwashing compliance increases, the risk of HAIs decreases and patient outcomes improve.



Reach compliance goals of **90%** or higher with the electronic system that measures up to **100%** of all hand hygiene events.²

The Most Accurate Way to Monitor Compliance

You now have the ability to transform the way your hospital creates, monitors and reports hand hygiene compliance.

The Patient Zone

The bed kit creates a zone around the patient to indicate if the healthcare worker washes their hands or sanitizes before and after patient contact.

Robust Reporting

Data is compiled to track compliance by individual, department, hospital, and system. Equipment status, sanitizer and soap levels, and battery life are also reported.

Immediate Feedback


The badge, worn by all healthcare workers, measures and records every hand hygiene event by individual. Visual and audible feedback is immediate.

Little to No IT Involvement

The system is not tied to the hospital's network. It does not utilize private or public Wi-Fi, and does not require hardwiring.

Immediate Action Monitoring (IAM)

The badge monitors individual hand hygiene events. Green, yellow and red lights deliver immediate feedback based on compliance, driving increased hand hygiene compliance. The badge can also emit an audible beep when a reminder is required. This sends a strong message that patient safety comes first.



IAM Green = Healthcare worker is *compliant*

IAM Yellow = Healthcare worker *needs a reminder*

IAM Red = Healthcare worker is *not compliant*

1. The caregiver enters the room wearing a badge that provides **immediate feedback** for every hand hygiene event.

2. The caregiver must wash or sanitize before entering the **Patient Zone**.

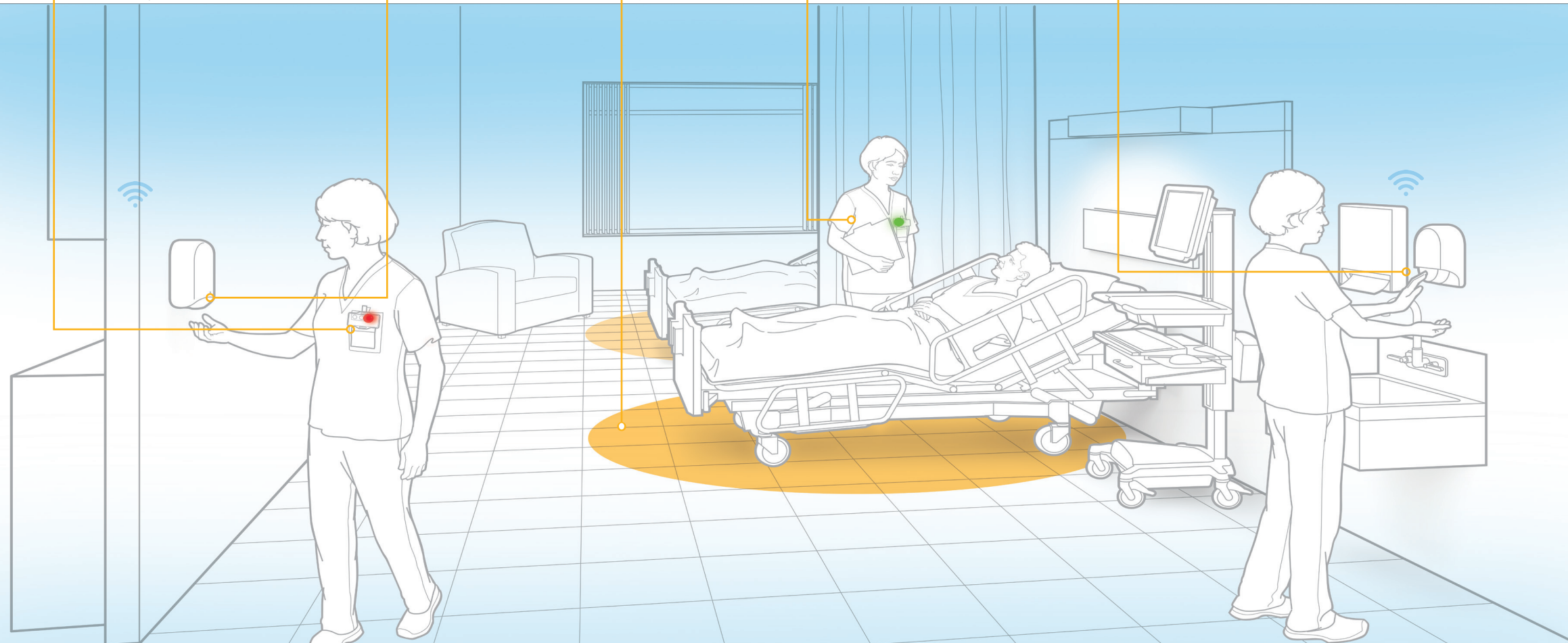
3. The bed kit creates a zone around the patient.

4. The caregiver approaches the patient in the bed, and is safe to interact with them.

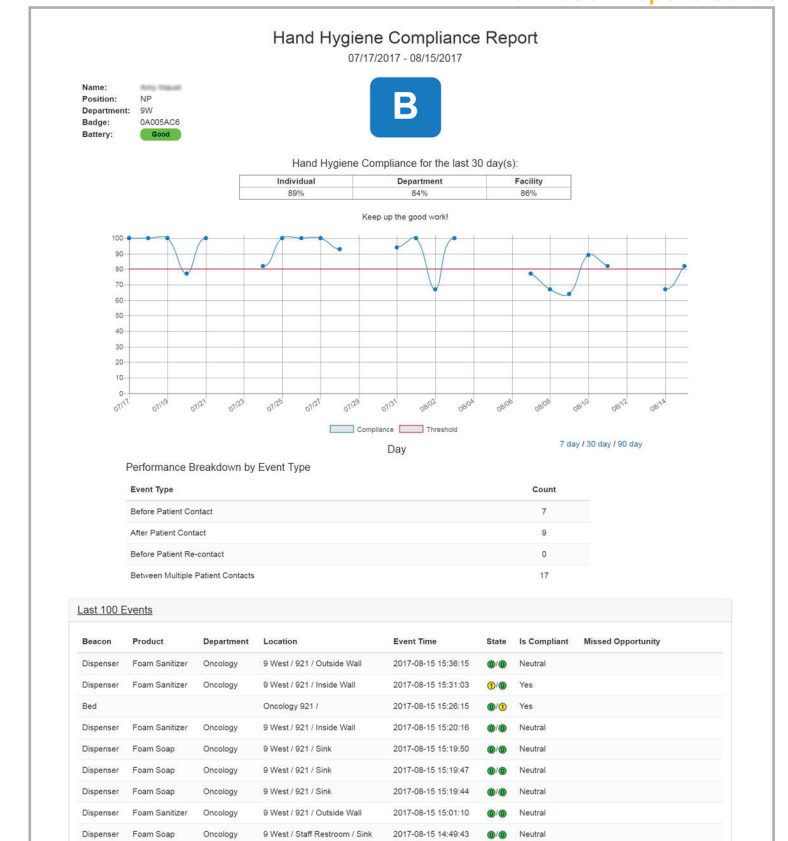
5. The caregiver must wash or sanitize after leaving the Patient Zone.

6. Information is sent to the cloud using a proprietary wireless network, requiring **little to no IT involvement**.

7. **Robust Reporting** includes individual, group and overall hospital compliance, and also when hand hygiene opportunities are most commonly missed.



Individual Report Cards



Robust Dashboard Reporting

The dashboard displays compliance trends in several different ways. You can see how the overall hospital is doing over the past 3 months, or look at results in real-time. You can access all the reports directly on the dashboard, or have them emailed to you directly. All of this with little to no IT involvement.

The dashboard interface includes a navigation menu with 'Dashboard', 'System', and 'Reports'. The 'Reports' dropdown menu lists various categories such as 'Low Badge Battery', 'Low Device Battery', 'Dispenser Low Product', 'Location Compliance', 'Department Compliance', 'Shift Compliance', 'Employee Compliance', 'Active Badge not Assigned', 'Inactive Employees', and 'Contact Investigator'.

Department List:

- Cat Scan, 2 employees
- Dietary, 1 employees
- Emergency Dept, 11 employees
- Emergency Medicine, 1 employees
- ICU, 6 employees (90%)
- ICU Step-down, 5 employees (87%)
- Lab, 3 employees (81%)
- Labor & Delivery, 5 employees (93%)
- Medical Education, 3 employees (82%)
- Medical Telemetry, 7 employees (87%)
- Medical Unit, 8 employees (94%)
- Newborn Nursery, 3 employees (87%)
- Nuclear Medicine, 1 employees (100%)
- Obstetric/Gynecology, 3 employees (85%)
- Radiology - Diagnostic, 3 employees (97%)
- Respiratory Therapy, 2 employees (98%)
- Same Day Surgery, 1 employees (100%)
- Sitter, 1 employees (80%)
- Surgical Unit, 5 employees (94%)

7 Day Shift Compliance Comparison: A line graph showing compliance percentages for Day, Night, and Total shifts over a week, with a red threshold line at 85%.

Missed Hand Hygiene Opportunities for Night Shift: A pie chart showing the distribution of missed opportunities: Before Patient Contact (4/2) : 38%, Between Multiple Patient Contact (5/2) (3/2) (1/2) (2/2) : 22%, After Patient Contact (5/3) (5/0) : 39%, and Before Patient Re-contact (1/3) : 1%.

12 Week Total Compliance: A bar chart showing compliance percentages over 17 weeks, with a red trend line indicating a steady 85% compliance rate.

Data by Department

7-day shift compliance by total, day and night shifts

Detailed information about events and when they are missed

90-day compliance trends

Battery Report

Low Badge Battery Report

Departments: All

Badges (50)

Badge	Employee	Department	Battery	Last Ping
0A0044C4	Elliott Sue	Case Management	Low	2017-05-08 15:31:15
0A004893	Perkins Wima	Dietary	Low	2017-05-08 12:58:16
0A0038BA	Marquez Terry	Emergency Medicine	Low	2017-05-02 23:05:51
0A00423B	Gilbert Lydia	EVS	Low	2017-05-08 16:25:14
0A003ACE	Harvey Stella	EVS	Low	2017-01-19 17:06:26
0A003C1C	Trujillo Brett	ICU	Replace	2017-05-08 13:57:02
0A004D06	Gomez Nicole	ICU	Replace	2017-05-09 17:58:48
0A004BA7	Meyer Cathy	ICU Step-down	Replace	2017-03-17 07:11:19
0A004511	Farmer Frederick	ICU Step-down	Low	2017-05-10 06:00:38
0A004834	Greer Guy	ICU Step-down	Low	2017-05-08 07:00:45

No Activity Report

Employees with no activity in last 10 days: (181)

Ecolab[®] Hand Hygiene Program

Employee	Badge	Department	Position	Last Activity
Nicholson Neil	0A003E50	600 Nursing Administration	Supv House Admin	2017-08-01 08:47:36
Harris Kimberly	0A00472A	611 Medical Unit	RN Med/Surg	2016-12-23 19:42:37
Wilson Dorothy	0A004120	611 Medical Unit	CNA	2017-01-26 07:21:33
Schwartz Jeffrey	0A00451F	611 Medical Unit	RN	2017-07-20 16:28:36
Williams Linda	0A0041CF	611 Medical Unit	RN Med/Surg PRN	2017-07-20 16:50:00
Bake Alfred	0A005D11	611 Medical Unit	RN	2017-08-03 19:24:09
Briggs Mitchell	0A0042E5	611 Medical Unit	Nursing Student	2017-08-05 19:16:45
Stokes Jillian	0A0044CB	611 Medical Unit	CNA	2017-05-21 06:48:41
Martinez Lisa	0A003DEA	611 Medical Unit	RN Med/Surg PRN	2017-07-23 19:59:55
Cardenas Cory	0A004708	611 Medical Unit	RN	2017-07-28 07:40:30
Moore Sandra	0A004898	611 Medical Unit	Nursing Student PRN	2017-08-05 16:40:42
Johnson Patricia	0A00411B	611 Medical Unit	RN Med/Surg PRN	2017-08-05 05:55:28
Wright Rebecca	0A0044D5	613 Surgical Unit	Charge RN/Clinical Coord MB	2017-08-30 07:38:28
Scott Kathleen	0A0040CC	613 Surgical Unit	RN	2017-07-30 06:40:09
Day Penny	0A0042E5	613 Surgical Unit	Registered Nurse	2017-08-05 19:41:10
King Virginia	0A0048BC	613 Surgical Unit	Student Nurse	2017-06-27 06:39:14
Schmidt Dolores	0A0044CE	621 Medical Telemetry	RN	2017-05-26 19:08:14
Hunter Suzanne	0A004147	621 Medical Telemetry	RN	2017-07-16 14:00:09
Steele Frank	0A0044E5	621 Medical Telemetry	RN	2017-03-09 19:32:50

The Complete Program

TECHNOLOGY

is having the right products in the right places that address your facility's specific challenges.



SERVICE

is the hallmark of your partnership with us. Ecolab keeps hospital hours.

INFORMATION

is the gateway to actionable information, optimizing performance and modifying habits.

TRAINING

is the way we elevate your staff's knowledge and expertise, from visual reminders to in-person training sessions.



Nexa™ dispensers support a variety of Ecolab antimicrobial and general-use hand soaps, hand sanitizers and more.

Driving and sustaining better outcomes starts by learning more about the Compliance Monitoring System.

Visit www.ecolab.com/compliancemonitoring or contact your Ecolab representative.

1. Centers for Disease Control and Prevention. Guideline for Hand Hygiene in Healthcare Settings: Recommendations of the Healthcare Infection Control Practices Advisory Committee and the HICPAC/SHEA/APIC/IDSA Hand Hygiene Task Force. MMWR 2002;51 (No. RR-16).

2. Ecolab data on file.